



Archery Manitoba Return to Sport Protocol

As Manitoba continues with a loosening of public health restrictions, we will experience gradual re-openings of our province in a phased approach. Sport plays a critical role in the mental and physical health recovery of Manitobans and will contribute to the community's economic revival. Archery Manitoba and its partners (Archery Canada & Sport Manitoba) want to help our members and partners deliver the best possible degree safe practice through adapted rules for our sport to continue fulfilling our joint responsibility to keep the number of new Covid-19 virus infections at a level that is manageable for our health system.

When regulations allow, it will be important for clubs and partners to be prepared to reopen and have measures in place that will ensure safety first and a plan to re-engage with new and existing members. It cannot be emphasized enough that clubs and partners should go through a risk assessment process in planning for the safety of their athletes, coaches, and the public in general.

How to Use the Resource Guide

This resource guide is intended to help clubs/archery ranges think through how they might deliver archery programming and range access as restrictions begin to be lifted. This is supplemental to the recommendations and guidance provided for your specific jurisdiction, including municipal and provincial/territorial guidelines and requirements. It has been broken down into the following considerations:

- I. Outdoor Archery Range Operations**
- II. Archer Etiquette and Best Practices**
- III. Volunteer and Staff Considerations**
- IV. Communications**

I.

Archery Range Operations

Range Access Where possible, a pre-registration system should be utilized to reserve access to the range/club site to ensure the number of people on the range at any time is not greater than the current public guidelines.

Range access shall be limited to a minimum number of individuals needed to complete essential tasks such as sanitization, sign in, safety officer, coaches, officials, participants and guardians.

Covid-19 screening must be done by all individuals entering the range including any volunteers, coaches, guardians, participants and officials.

Range access must be controlled at an access point and limited to only those who have pre-registered and are deemed low risk by not outwardly showing any signs or symptoms of Covid-19 and have not been out of the province or country in the last 14 days. It is recommended that the temperature of each individual entering the range be taken and anyone who is 38 degrees Celsius or above be asked to seek medical advice and be disallowed.

The Manitoba COVID-19 Screening Tool can be accessed at:

<https://sharedhealthmb.ca/covid19/screening-tool/>

All visitors to the site/range must submit a signed DECLARATION OF COMPLIANCE – COVID-19, available at the link below:

https://drive.google.com/file/d/1J_K0cnJrG4s2wX_HofDS1PCCTHfpPas4/view?usp=sharing

Any guest participant (nonmember of Archery Manitoba) must sign an adult or youth waiver if participating in archery activity. Waivers can be accessed at the link below:

https://drive.google.com/drive/folders/1d4xiFvuBr2_Ogrlp6O-oUMAoZVijpt2t?usp=sharing

Spectators are permitted to be on site if ensuring two (2) meters distance between other spectators not in their household. Spectators and athletes are not permitted to mingle or physically interact between the spectator areas and the field of play while the event is underway.

Congregation in parking lots before and after range access is not permitted.

Range Capacity

Current Public Health Orders Related to Sport and Recreation

Initial Version Approved by Chief Provincial Health Officer: May 20, 2020

Published: June 25, 2021, 2021

V5.3 amended on June 24, 2021



The full order can be accessed at:

file:///C:/Users/rvanberkel/Downloads/orders-soe-06252021.pdf

Outdoor Sport

ORDER 16 16(1) Outdoor sporting and recreational facilities, including golf courses, may open, subject to the requirements of this section.

16(2) Persons may engage in any type of outdoor sporting or recreational activity but they must not engage in an activity as part of a group of more than 25 persons.

16(3) Organized practices, games and competitions may take place at an outdoor sporting facility but the operator of an outdoor sporting facility must ensure that no multi-team tournaments take place at the facility.

16(4) Spectators are permitted at an outdoor sporting facility. Spectators are not to be included when calculating the number of participants in a sporting activity. Spectators must maintain a separation of at least two metres from other spectators.

Indoor Sport

ORDER 17 17(1) Indoor sporting facilities may open if the operator of the facility complies with all requirements of this Order

17(2) Individual play, group and individual instruction and team practices may take place at an indoor sporting facility but no organized team games or tournaments may be held at the facility

17(3) The operator of an indoor sporting facility must

(a) ensure that any group of persons participating in a sporting activity at the facility, excluding coaches or instructors, does not exceed five persons;

(b) take reasonable measures to ensure that there is no interaction between different groups of participants who are engaging in a sporting activity at the facility at the same time; and

(c) limit the number of persons in dressing rooms to 50% of the usual capacity or to a number that ensures that all persons in the dressing room are able to maintain a separation of at least two metres from other persons, whichever is lesser.

17(4) The operator of an indoor sporting facility must

(a) implement measures to ensure that members of the public at the facility are reasonably able to maintain a separation of at least two metres from other members of the public at the facility, excluding participants engaged in a sporting activity; and

(b) limit occupancy to all portions of the facility other than dressing rooms and the areas where sporting activities are conducted to 25% of the usual capacity.

Signage

Place appropriate signage outside the range/clubhouse and at all entry gates briefly outlining the physical distancing guidelines in place.

Post signage for proper hand hygiene in a visible place at the entry to the range.

[see Shared Health Manitoba's Poster Resource Page at <https://shardhealthmb.ca/covid19/providers/posters/>]

Place appropriate range etiquette signage related to physical distancing along the range shooting line. [see example from Archery Canada]

Cleaning/Hygiene

Hand sanitizer is available at entrances and exits for public and staff use.

Washrooms have frequent sanitization and a regime for business sanitization is in place.

Non-medical masks must be worn during registration, equipment inspection, during scoring and at any time as directed by an official on the field of play.,

Public use items, such as bow racks and water fountains, are closed or removed.

Range Supervision

If the range schedules a designated Range Safety Officer to be on the range, that individual should have the authority to control the number of archers, physical distancing, and etiquette and ensure safe behavior. During periods of low use, when no range safety officer is present, additional signage, outlining Covid-19 safety procedures should be in place.

Range Set-up

Limit the number of people who will set up and take down targets when required. Encourage the use of personal protection (e.g. masks) or follow local regulations as appropriate.

Range Shooting Procedures

In Target Archery, each archer normally has a minimum personal space (Shooting Lane) of 80 cm (90 cm outdoors), or 1 m for wheelchairs. In order to keep a minimum of 2 m personal distancing, Shooting Lanes should be spaced 1 m wide and 2 m apart. This places them at 3 m centre to centre. [See range layout diagram]

For 3D and Field Courses:

Limit no more than Four (4) archers per target that are not from the same household. Waiting lines as outlined in AC 23.7.2. will be enforced with a minimum distance back from the next target of 6m. Waiting lines shall be defined by marking paint or a stake in the ground. Groups shall not proceed to the target until the previous group has cleared the target outlined in AC 27.9.4.

Any child under the age of 12 will need to be accompanied by a guardian 18 years or older at all times on 3D and field courses. This guardian will be counted as a member of the shooting group even though they are not participating.

Limit to no more than four (4) archers per target, with clearly marked waiting areas. If adequate space cannot be accommodated for a waiting area, only 1 archer per target. This will require clear directions and clearly marked staging positions for Archer Preparation and Archer Waiting locations and the placement of equipment racks if in use. [See range layout diagram].



Classes/Lessons

Programs and Lessons can resume with participant group sized no more than 20. Sites that have multiple ranges can have up to 20 participants per range.

Unless club bows and arrows can be sanitized without damaging their integrity, club equipment should not be shared at this time. Personal equipment such as releases, finger tabs and arm guards must belong to the participant.

II. Archer Etiquette and Best Practices

Respect and Physical distancing

Archers are to recognize that others on the range may have different levels of comfort and therefore should be treated with respect, given appropriate physical distance and should exercise patience at all times.

Do not loiter in the parking lot or clubhouse/shelter before or after shooting.

Hygiene

All range users must disinfect hands upon arrival at the range.

Archery Equipment

Archers should be encouraged to use only their own personal equipment if possible. All equipment should be wiped down with disinfectant wipes before being placed on stands or range counters. Clubs should consider the removal of communal bow stands/racks or ensure that these are wiped down between uses.

Scoring

Archers are to score their target only and avoid double scoring or other such interactions at the target. Archers will pull their own arrows after scoring, and where possible avoid touching the target butt/animal or shared faces. The archers should disinfect their hands after each interaction on a shared butt.

Stay home and let others play safely

Archers who are not feeling well, exhibit flu-like symptoms or know they have been in contact with someone who has been sick should exercise appropriate isolation.

Coaching

Coaches should ensure there is sufficient room behind the line for the coach to travel between archers while still keeping their distance. Bow racks, tables, etc. will need to be kept behind the transition line to allow enough room for coaching.



Class Instructors

Instructors should disinfect target butt surface and handle target faces before and after the class or event. Class or event organization should ensure that instructors are keeping their distance and using video and demonstration instead of direct intervention with the archer in any way.

Volunteer and Staff Considerations

Education

Educate range staff, volunteers and Directors on hygiene, sanitation physical distancing and its impact of preventing the spread of communicable diseases

Educate staff to recognize the symptoms of COVID-19 in each other and your members.

Ensure employees and volunteers are aware of the club measures in place, set up requirements and signage to ensure these are being followed

Stay home and let others play safely

Employees and members who feel unwell should stay home and exercise appropriate isolation. Employers should support employees, volunteers and members to stay home if they are sick.

Virtual meetings

Conduct meetings by phone or online whenever possible.

Communications

Communicate with volunteers, staff and club directors

Maintain ongoing communication with employees and volunteers to let them know the steps your club is taking to support the efforts to slow transmission of this virus and what is expected of them to ensure a safe and enjoyable sport experience for the members

Communicate with club members and public

Maintain ongoing communication with members to let them know the steps your club is taking to support the efforts to slow transmission of this virus. Use email, your club website and social media, and post signage at your place of business.

Update your website and phone messages

Make sure your phone message and your website provide appropriate information, or where to find appropriate information about the club's operations while enhanced measures are in place.

At all times, and most importantly follow the official guidelines published within your jurisdiction (City, Province, Territory) and ensure that you plan accordingly.

Appendices

- Range Layout
- Hand Hygiene

- Physical distancing on the line
Safety First (a message that measures are in place on the range)

Archer Spacing

The following was developed by Dr. Curt Smecher

Each Archer normally has a minimum personal space (Shooting Lane) of 80 cm, or 1 m for wheelchairs. In addition, in order to keep a minimum of 2 m physical distancing, Shooting Lanes should be spaced 1 m wide and 2 m apart. This places them at 3 m centre to centre.

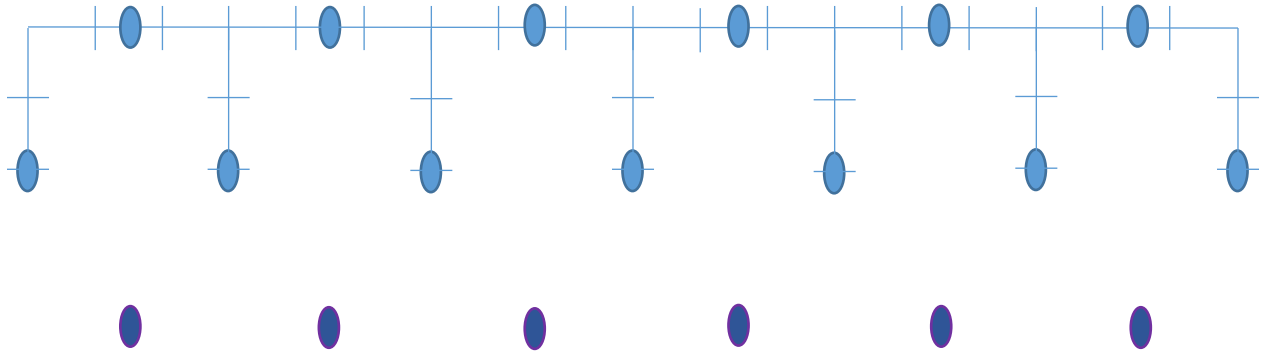
For a single line of Archers, the shooting line looks like:



For multiple lines, staging will need to be coordinated.

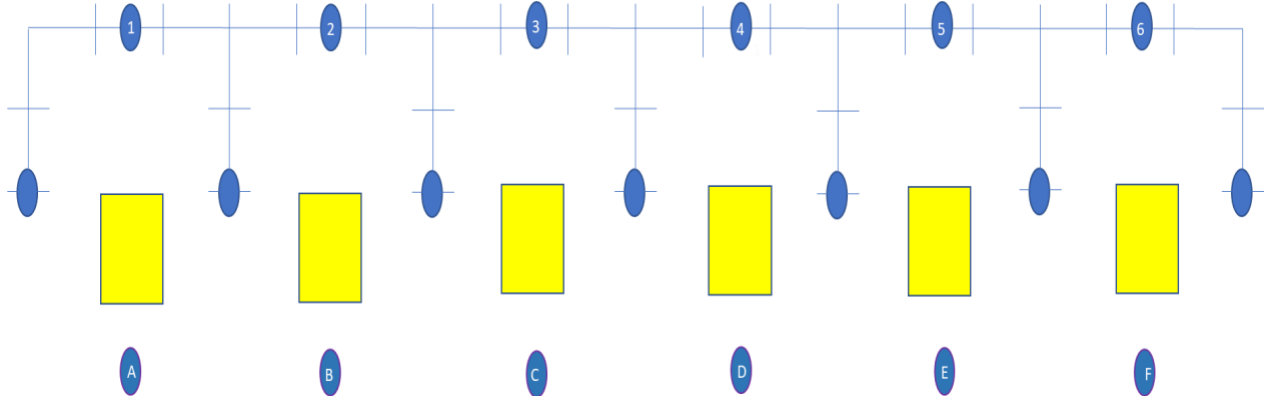
AB Lines

For 2 Archers sharing a lane, in order to keep distances to no less than 2 meters, the line will need to be run as 2 lines, and the range behind the shooting line will need to be arranged as:

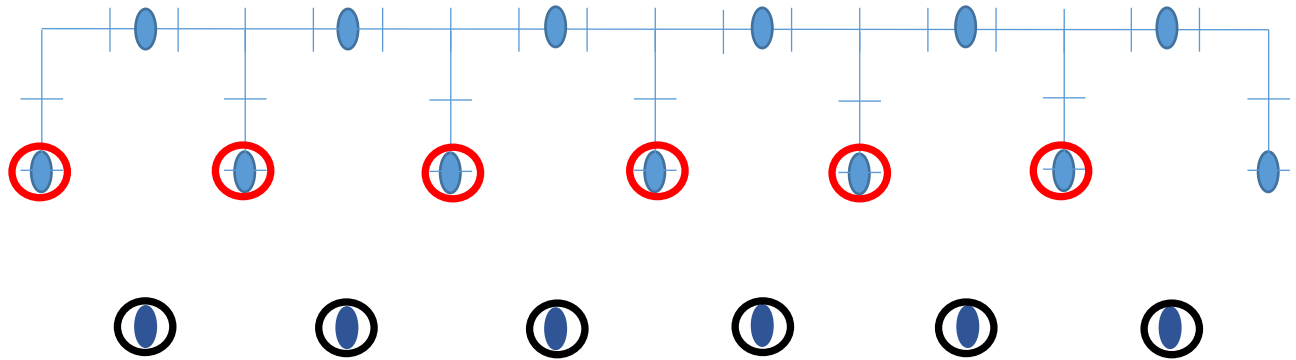


Where we have the same arrangement for a shooting line, but 2 m behind that, and between the shooting positions we have a line of "Transition Positions", and 2 metres behind that, in line with the shooting positions we have a line of "Waiting Positions".

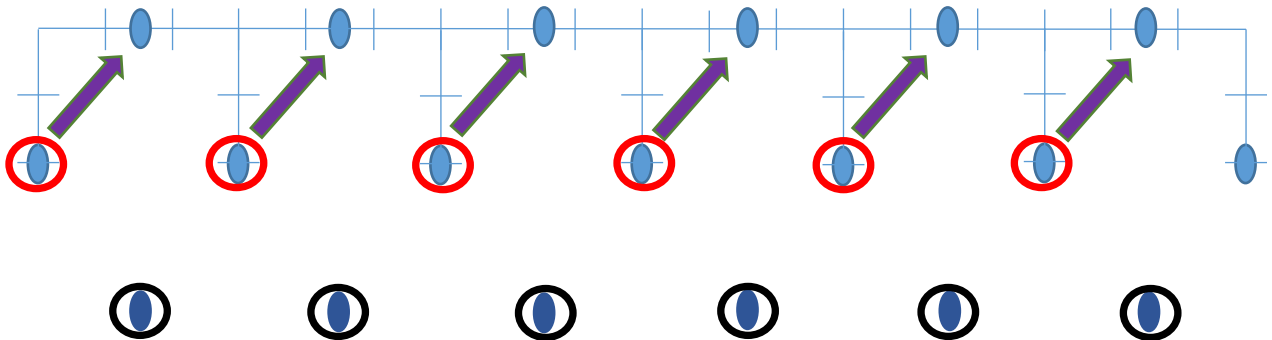
Only 1 Archer is allowed at any position at any time. Storage, bow racks, bow stands, etc. can be accommodated in the center area:



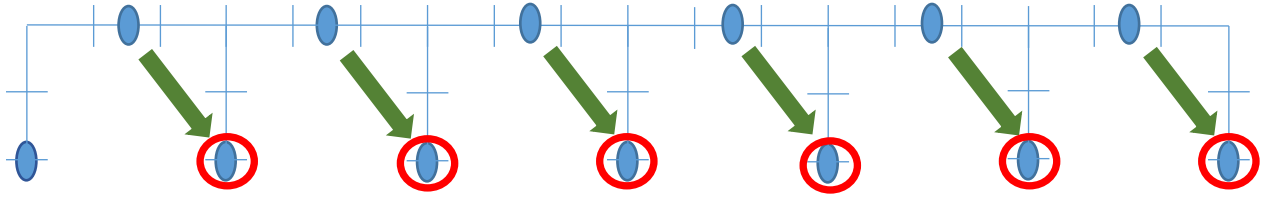
In order to move during shooting, we have archers starting on the transition position (red) and the waiting position (black):



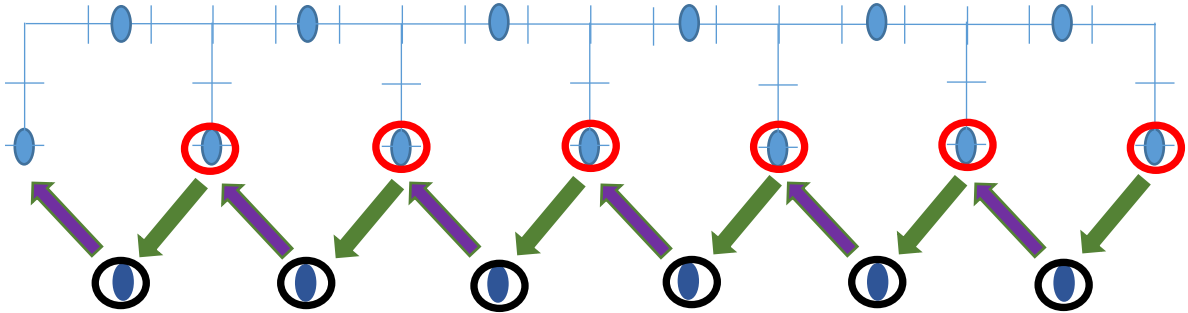
On the "Call to the Line", the Archer in the Transition Position moves to the Shooting Line:



The Archers then shoot their arrows, and move clockwise off the line to the other Transition Position:



Once all Archers are off the line, a Transition is signalled, and the 2 Archers move one position clockwise:



The Archers end up at the starting position, but with the second Archer ready to go on the line:

