

## **Archery Manitoba Return to Sport Protocol**

As Manitoba continues with a loosening of public health restrictions, we will experience gradual re-openings of our province in a phased approach. Sport plays a critical role in the mental and physical health recovery of Manitobans and will contribute to the community's economic revival. Archery Manitoba and its partners (Archery Canada & Sport Manitoba) want to help our members and partners deliver the best possible degree safe practice through adapted rules for our sport to continue fulfilling our joint responsibility to keep the number of new Covid-19 virus infections at a level that is manageable for our health system.

When regulations allow, it will be important for clubs and partners to be prepared to reopen and have measures in place that will ensure safety first and a plan to re-engage with new and existing members. It cannot be emphasized enough that clubs and partners should go through a risk assessment process in planning for the safety of their athletes, coaches and the public in general.

## **How to Use the Resource Guide**

This resource guide is intended to help clubs/archery ranges think through how they might deliver archery programming and range access as restrictions begin to be lifted. This is supplemental to the recommendations and guidance provided for your specific jurisdiction, including municipal and provincial/territorial guidelines and requirements. It has been broken down into the following considerations:

- I. Outdoor Archery Range Operations**
- II. Archer Etiquette and Best Practices**
- III. Volunteer and Staff Considerations**
- IV. Communications**

## I.

### Archery Range Operations

**Range Access** Where possible, a pre-registration system should be utilized to reserve access to the range/club site to ensure the number of people on the range at any time is not greater than the current public guidelines.

Range access shall be limited to a minimum number of individuals needed to complete essential tasks such as sanitization, sign in, safety officer, coaches, officials, participants and guardians.

Covid-19 screening must be done by all individuals entering the range including any volunteers, coaches, guardians, participants and officials.

Range access must be controlled at an access point and limited to only those who have pre-registered and are deemed low risk by not outwardly showing any signs or symptoms of Covid-19 and have not been out of the province or country in the last 14 days. It is recommended that the temperature of each individual entering the range be taken and anyone who is 38 degrees Celsius or above be asked to seek medical advice and be disallowed.

The Manitoba COVID-19 Screening Tool can be accessed at:  
<https://sharedhealthmb.ca/covid19/screening-tool/>

All visitors to the site/range must submit a signed DECLARATION OF COMPLIANCE – COVID-19, available at the link below:

[https://drive.google.com/file/d/1J\\_K0cnJrG4s2wX\\_HofDS1PCCTHfpPas4/view?usp=sharing](https://drive.google.com/file/d/1J_K0cnJrG4s2wX_HofDS1PCCTHfpPas4/view?usp=sharing)

Any guest (nonmember of Archery Manitoba) must sign an adult or youth waiver if participating in archery activity. Waivers can be accessed at the link below:

[https://drive.google.com/drive/folders/1d4xiFvuBr2\\_Ogrlp6O-oUMAoZVijpt2t?usp=sharing](https://drive.google.com/drive/folders/1d4xiFvuBr2_Ogrlp6O-oUMAoZVijpt2t?usp=sharing)

Archers should visit the range on their own, or if being brought by a family member/friend, should be dropped off at the entrance. In circumstances where caregivers or assistance is necessary for the archer, such individuals may remain but should be restricted to an area that respects physical distancing. Discourage congregation in parking lots before and after range access.

### Range Capacity

Outdoor Sport



ORDER 13 13(1) Outdoor sporting facilities may open, subject to the requirements of this section.

13(2) Persons must not engage in outdoor sporting activities as part of a group of more than 10 persons, unless all persons in the group are participating in an organized practice, game or competition at an outdoor sporting facility.

13(3) Organized practices, games and competitions at outdoor sporting facilities may take place, but the operator of a facility must ensure that no multi-team tournaments are permitted at the facility.

13(4) Warming shacks, washrooms and other indoor facilities associated with outdoor sporting activities may open if the operator of those facilities.

(a) implements measures to ensure that members of the public are reasonably able to maintain a separation of at least two meters from other members of the public at the indoor facilities.

(b) limits occupancy to all indoor facilities other than dressing rooms to 25% of the usual capacity; and

(c) limits the number of persons in dressing rooms to 50% of the usual capacity or to a number that ensures that all persons in the dressing room are able to maintain a separation of at least two metres from other persons, whichever is lesser.

#### Indoor Sport

ORDER 14 14(1) Indoor sporting facilities, including swimming pools, may open if the operator of the facility complies with all requirements of this Order.

14(2) Individual play, group and individual instruction and team practices may take place at an indoor sporting facility but no organized team games or tournaments may be held at the facility, except as authorized under Order 16.

14(3) The operator of an indoor sporting facility must (a) ensure that any group of persons participating in a sporting activity at the facility, excluding coaches or instructors, does not exceed 10 persons; (b) take reasonable measures to ensure that there is no interaction between different groups of participants who are engaging in a sporting activity at the facility at the same time; and

Initial Version Approved by Chief Provincial Health Officer: May 20, 2020

Published: April 29, 2021

V5.2 amended on April 26, 2021





(c) limit the number of persons in dressing rooms to 50% of the usual capacity or to a number that ensures that all persons in the dressing room are able to maintain a separation of at least two meters from other persons, whichever is lesser.

14(4) The operator of an indoor sporting facility must

(a) implement measures to ensure that members of the public at the facility are reasonably able to maintain a separation of at least two meters from other members of the public at the facility, excluding participants engaged in a sporting activity: and

(b) limit occupancy to all portions of the facility other than dressing rooms and the areas where sporting activities are conducted to 25% of the usual capacity.

In addition to the Public Health Measures pertaining to indoor and outdoor facilities, Archery Manitoba will not permit any spectators to remain on site during any programming, practice or competition.

## Signage

Place appropriate signage outside the range/clubhouse and at all entry gates briefly outlining the physical distancing guidelines in place.

Post signage for proper hand hygiene in a visible place at the entry to the range.

[see Shared Health Manitoba's Poster Resource Page at <https://sharedhealthmb.ca/covid19/providers/posters/> ]

Place appropriate range etiquette signage related to physical distancing along the range shooting line. [see example from Archery Canada]

## Cleaning/Hygiene

Hand sanitizer is available at entrances and exits for public and staff use.

Washrooms have frequent sanitization and a regime for business sanitization is in place



Non-medical masks must be worn at all times, with the exception of athletes at outdoor facilities on the shooting line while participating in an organized practice, game or competition.

Public use items, such as bow racks and water fountains, are closed or removed.

### **Range Supervision**

If the range schedules a designated Range Safety Officer to be on the range, that individual should have the authority to control the number of archers, physical distancing, and etiquette and ensure safe behavior. During periods of low use, when no range safety officer is present, additional signage, outlining Covid-19 safety procedures should be in place.

### **Range Set-up**

Limit the number of people who will set up and take down targets when required. Encourage the use of personal protection (e.g. masks) or follow local regulations as appropriate.

### **Range Shooting Procedures**

In Target Archery, each archer normally has a minimum personal space (Shooting Lane) of 80 cm (90 cm outdoors), or 1 m for wheelchairs. In order to keep a minimum of 2 m personal distancing, Shooting Lanes should be spaced 1 m wide and 2 m apart. This places them at 3 m centre to centre. [See range layout diagram]

#### **For 3D and Field Courses:**

Limit no more than three (3) archers per target that are not from the same household unit and up to four (4) archers who are within the same household unit. Waiting lines as outlined in AC 23.7.2. will be enforced with a minimum distance back from the next target of 6m. Waiting lines shall be defined by marking paint or a stake in the ground. Groups shall not proceed to the target until the previous group has cleared the target outlined in AC 27.9.4.

Any child under the age of 16 will need to be accompanied by a guardian 18 years or older at all times on 3D and field courses. This



guardian will be counted as a member of the shooting group even though they are not participating.

Limit to no more than three (3) archers per target, with clearly marked waiting areas. If adequate space cannot be accommodated for a waiting area, only 1 archer per target. This will require clear directions and clearly marked staging positions for Archer Preparation and Archer Waiting locations and the placement of equipment racks if in use. [See range layout diagram].

### **Classes/Lessons**

Clubs should be cautious in returning to the organization of classes, and may consider delaying the start of these until restrictions have been further lifted in your area. Class sizes must respect physical distancing and group size guidelines for target, field and 3D as outlined in this document.

Unless club bows and arrows can be sanitized without damaging their integrity, club equipment should not be shared at this time. Personal equipment such as releases, finger tabs and arm guards must belong to the participant.

## **II. Archer Etiquette and Best Practices**

### **Respect and Physical distancing**

Archers are to recognize that others on the range may have different levels of comfort and therefore should be treated with respect, given appropriate physical distance and should exercise patience at all times.

Do not loiter in the parking lot or clubhouse/shelter before or after shooting.

### **Hygiene**

All range users must disinfect hands upon arrival at the range.

### **Archery Equipment**

Archers should be encouraged to use only their own personal equipment if possible. All equipment should be wiped down with disinfectant wipes before being placed on stands or range counters. Clubs should consider the removal of communal bow stands/racks or ensure that these are wiped down between uses.

### **Scoring**

Archers are to score their target only and avoid double scoring or other such interactions at the target. Archers will pull their own arrows after scoring, and where possible avoid touching the target butt/animal or shared faces. The archers should disinfect their hands after each interaction on a shared butt.

**Stay home and let others play safely**

Archers who are not feeling well, exhibit flu-like symptoms or know they have been in contact with someone who has been sick should exercise appropriate isolation.

**Coaching**

Coaches should ensure there is sufficient room behind the line for the coach to travel between archers while still keeping their distance. Bow racks, tables, etc. will need to be kept behind the transition line to allow enough room for coaching.

**Class Instructors**

Instructors should disinfect target butt surface and handle target faces before and after the class or event. Class or event organization should ensure that instructors are keeping their distance and using video and demonstration instead of direct intervention with the archer in any way.

**Volunteer and Staff Considerations**

**Education**

Educate range staff, volunteers and Directors on hygiene, sanitation physical distancing and its impact of preventing the spread of communicable diseases

Educate staff to recognize the symptoms of COVID-19 in each other and your members.

Ensure employees and volunteers are aware of the club measures in place, set up requirements and signage to ensure these are being followed

**Stay home and let others play safely**

Employees and members who feel unwell should stay home and exercise appropriate isolation. Employers should support employees, volunteers and members to stay home if they are sick.

**Virtual meetings**

Conduct meetings by phone or online whenever possible.

**Communications**

**Communicate with volunteers, staff and club directors**

Maintain ongoing communication with employees and volunteers to let them know the steps your club is taking to support the efforts to slow transmission of this virus and what is expected of them to ensure a safe and enjoyable sport experience for the members

**Communicate with club members and public**

Maintain ongoing communication with members to let them know the steps your club is taking to support the efforts to slow



transmission of this virus. Use email, your club website and social media, and post signage at your place of business.

**Update your website and phone messages**

Make sure your phone message and your website provide appropriate information, or where to find appropriate information about the club’s operations while enhanced measures are in place.

At all times, and most importantly follow the official guidelines published within your jurisdiction (City, Province, Territory) and ensure that you plan accordingly.

Appendices

- Range Layout
- Hand Hygiene
- Physical distancing on the line

**Safety First (a message that measures are in place on the range)**

**Archer Spacing**

The following was developed by Dr. Curt Smecher

Each Archer normally has a minimum personal space (Shooting Lane) of 80 cm, or 1 m for wheelchairs. In addition, in order to keep a minimum of 2 m physical distancing, Shooting Lanes should be spaced 1 m wide and 2 m apart. This places them at 3 m centre to centre.

For a single line of Archers, the shooting line looks like:



Initial Version Approved by Chief Provincial Health Officer: May 20, 2020  
Published: April 29, 2021  
V5.2 amended on April 26, 2021

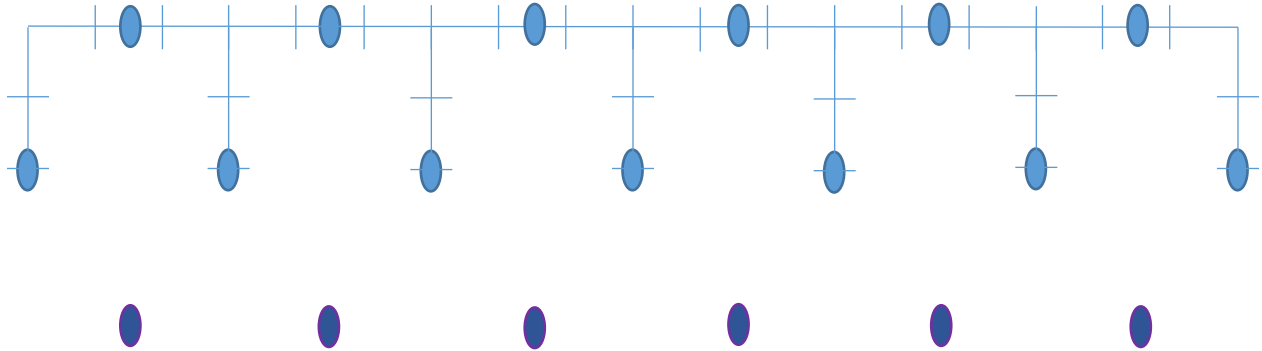




For multiple lines, staging will need to be coordinated.

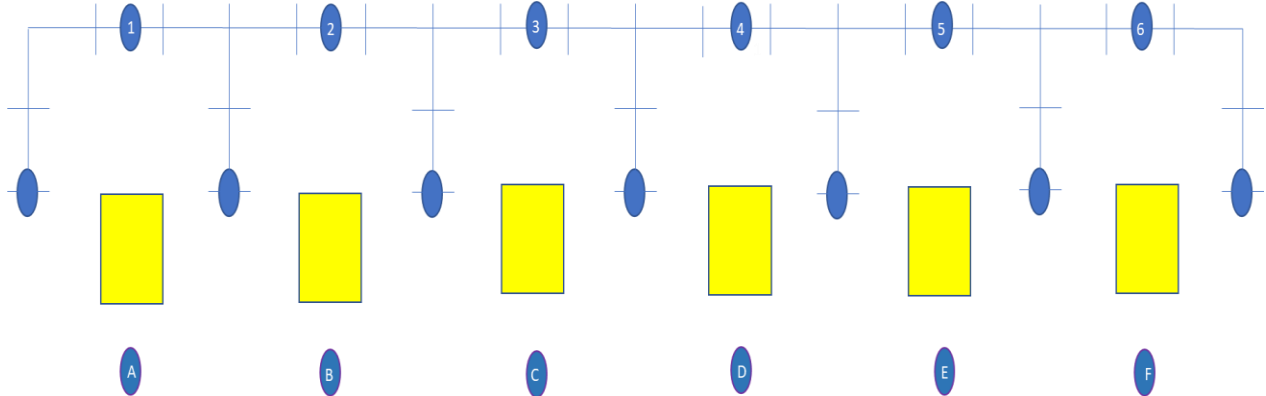
## AB Lines

For 2 Archers sharing a lane, in order to keep distances to no less than 2 meters, the line will need to be run as 2 lines, and the range behind the shooting line will need to be arranged as:

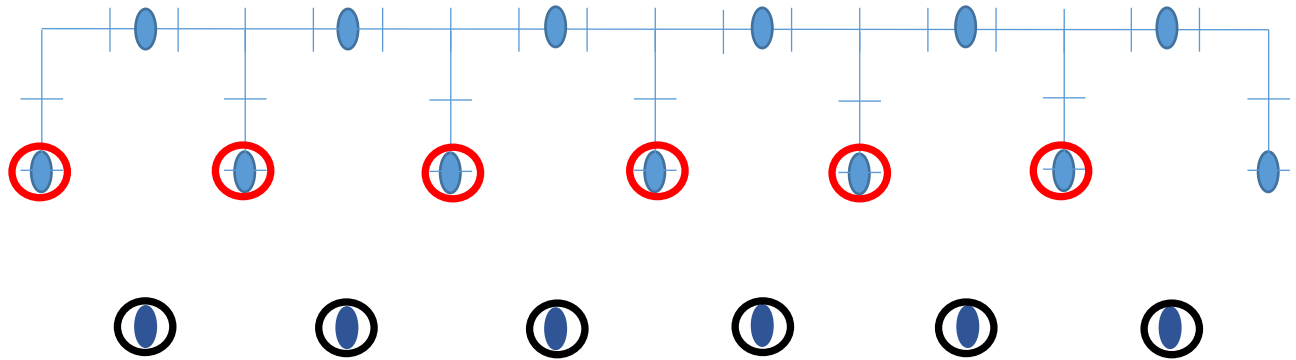


Where we have the same arrangement for a shooting line, but 2 m behind that, and between the shooting positions we have a line of "Transition Positions", and 2 metres behind that, in line with the shooting positions we have a line of "Waiting Positions".

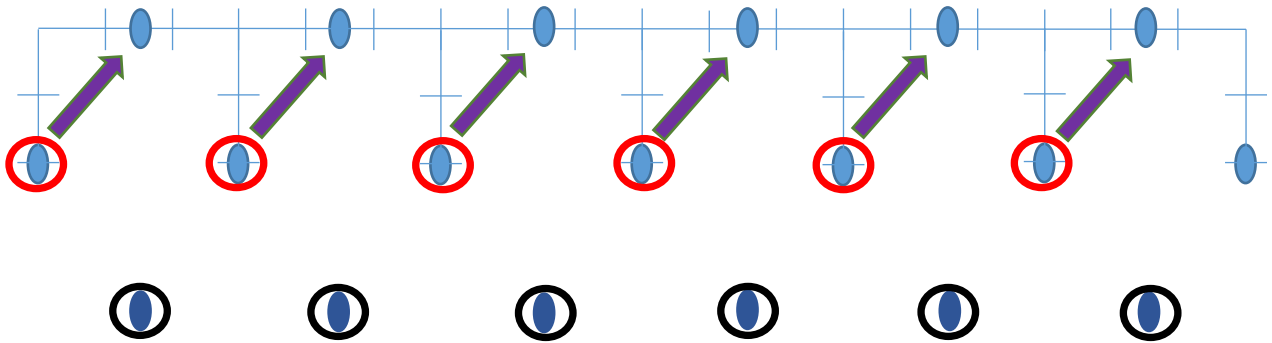
Only 1 Archer is allowed at any position at any time. Storage, bow racks, bow stands, etc. can be accommodated in the center area:



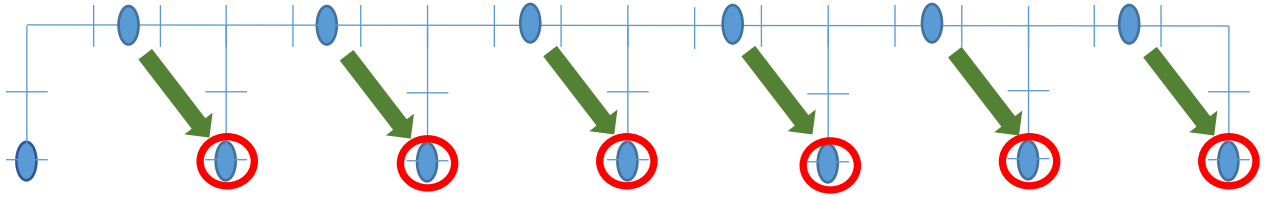
In order to move during shooting, we have archers starting on the transition position (red) and the waiting position (black):



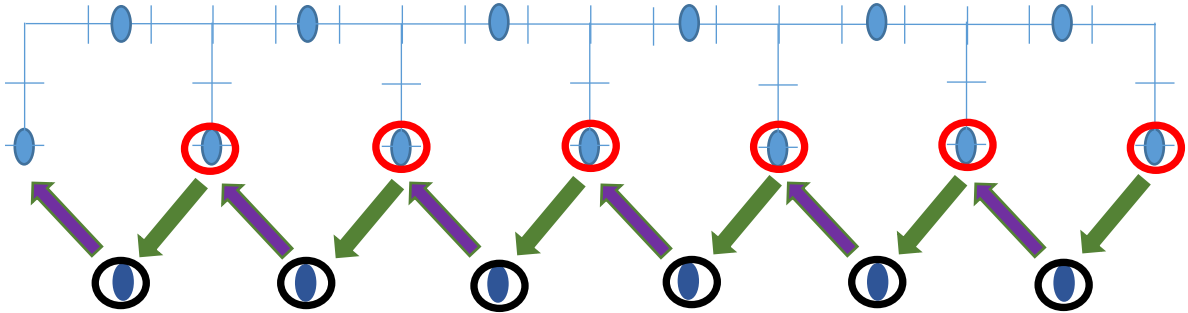
On the "Call to the Line", the Archer in the Transition Position moves to the Shooting Line:



The Archers then shoot their arrows, and move clockwise off the line to the other Transition Position:



Once all Archers are off the line, a Transition is signalled, and the 2 Archers move one position clockwise:



The Archers end up at the starting position, but with the second Archer ready to go on the line:

